


PERI UP FLEX STAIRTOWERS

Staircase 75 – 3.0m In Line

Compliance Sheets



Index

PERI UP 3.0m In Line Stair Tower 04300mm	1
PERI UP 3.0m In Line Stair Tower 04300mm Kit List	2
PERI UP 3.0m In Line Stair Tower 06300mm	3
PERI UP 3.0m In Line Stair Tower 06300mm Kit List	4
PERI UP 3.0m In Line Stair Tower 08300mm	5
PERI UP 3.0m In Line Stair Tower 08300mm Kit List	6
PERI UP 3.0m In Line Stair Tower 10300mm	7
PERI UP 3.0m In Line Stair Tower 10300mm Kit List	8
PERI UP 3.0m In Line Stair Tower 12300mm	9
PERI UP 3.0m In Line Stair Tower 12300mm Kit List	10
PERI UP 3.0m In Line Stair Tower 14300mm	11
PERI UP 3.0m In Line Stair Tower 14300mm Kit List	12
PERI UP 3.0m In Line Stair Tower 16300mm	13
PERI UP 3.0m In Line Stair Tower 16300mm Kit List	14
PERI UP 3.0m In Line Stair Tower 18300mm	15
PERI UP 3.0m In Line Stair Tower 18300mm Kit List	16
PERI UP 3.0m In Line Stair Tower 20300mm	17
PERI UP 3.0m In Line Stair Tower 20300mm Kit List	18
Run-off Configurations. Details	19
Run-off Configurations. Kit List	20



Maximum / Practical No Persons permitted on Stair Tower = 10



Calculated Leg Load= 5.5 kN



Dynamic Wind Pressure: 0.50 kN/m²



T = Tying in position
N = additional tying in for netted scaffold
S = additional tying in for sheeted scaffold

Max. Calculated Anchor loads:

Unclad Scaffold*

Max. Calc. Force All : 1.8 kN
Max. Calc. Force A[⊥]: 3.1 kN
Max. Calc. Tube Axial Force: 3.6 kN

Netted Scaffold (<0.6cf_⊥)*

Max. Calc. Force All : 3.3 kN
Max. Calc. Force A[⊥]: 6.0 kN
Max. Calc. Tube Axial Force: 6.8 kN

Sheeted Scaffold

Max. Calc. Force All : 2.6 kN
Max. Calc. Force A[⊥]: 4.7 kN
Max. Calc. Tube Axial Force: 5.3 kN

*Anchor loads based on tower tied to open structure (90% open). Forces may be reduced to suit structure permeability:
60% open structure = Anchor load x 0.75
30% open structure = Anchor load x 0.50
Closed structure = Anchor load x 0.25

Refer to IFAU for anchoring Diagram



Maximum calculated Stair Tower PERI UP weight (unfactored) = 700 kg

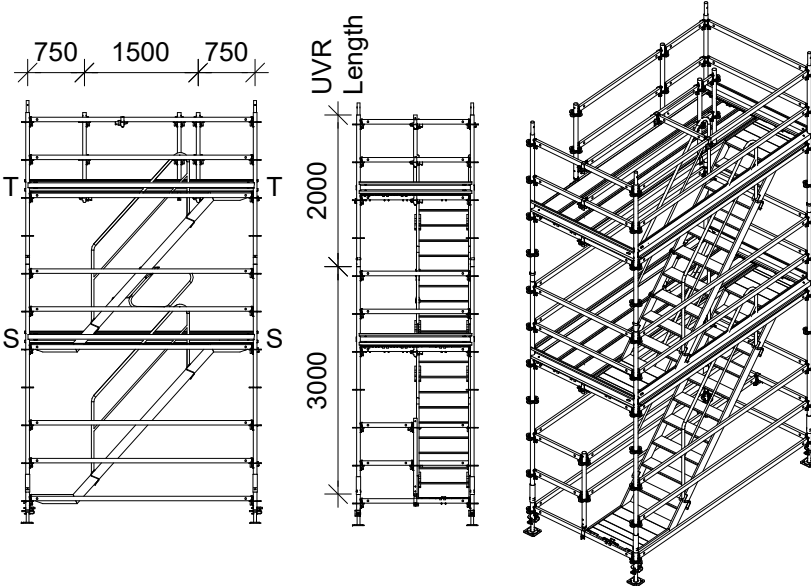


Stair tower Dim

Tower Length: 3.0 m
Tower Depth: 1.5 m
Tower Height (deck level): 4.3 m
Lift Heights: 2.0 m



Scaffold placed Max 0.3m from the structure



PERI UP Flex Stairs 75

Instruction for Assembly and Use - Standard Configuration
Latest UK Edition



PERI Ltd.

Clifton Upon Dunsmore
Rugby
Warwickshire CV23 0AN

Phone: 01788861600

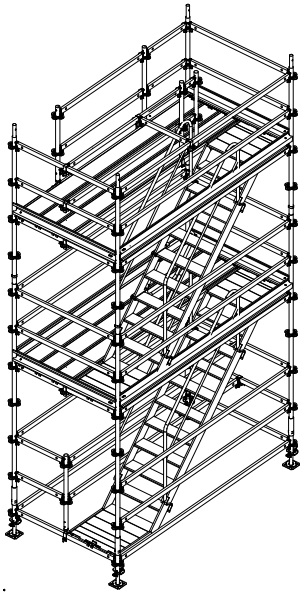
Copyright of this drawing and associated documents are property of PERI. They may not be reproduced or made available to third persons, especially competitors without our consent

PERI UP STAIR TOWERS COMPLIANCE SHEET

Company				
Project				
Subject	PERI UP Flex Staircase 75	System Selected by	Date	Sheet
	3.0m x 1.5m InLine 4.3m high		June 2022	1

Art No	Article description	Qty	Unit	Weight	Σ Weight
100411	Adj. Base Plate UJB 38-50/30	4	PC	3.39	13.56
100863	Spindle Locking UJS	4	PC	1.02	4.08
111053	Locking Pin Ø 48/57	8	PC	0.06	0.47
100009	Standard UVR 200	4	PC	10.00	40.00
100012	Standard UVR 300	4	PC	14.70	58.80
100014	Base Standard UVB 24	4	PC	2.47	9.88
100000	Top Standard UVH 100	5	PC	4.61	23.05
114613	Ledger UH 25 Plus	2	PC	1.42	2.84
114629	Ledger UH 75 Plus	5	PC	2.73	13.65
114641	Ledger UH 150 Plus	18	PC	4.72	84.96
114645	Ledger UH 200 Plus	2	PC	6.04	12.08
114651	Ledger UH 300 Plus	19	PC	8.68	164.92
124915	Steel Deck UDG 25 x 300	6	PC	17.70	106.20
111124	Staircase UAS 75 x 300/200, Alu	2	PC	32.90	65.80
100742	Stair Guardrail UAG	4	PC	10.00	40.00
133543	Stair Guardrail UAH-2	1	PC	4.51	4.51
110793	Ledger to Ledger Coupler UHA Half	10	PC	1.09	10.90
109764	UH Spigot	2	PC	1.25	2.50
110792	Ledger to Ledger Coupler UHA Half w. Spigot	2	PC	1.90	3.80
110514	Toeboard Steel UPY 75	1	PC	1.45	1.45
110160	Toeboard Steel UPY 150	5	PC	2.99	14.95
110211	Toeboard Steel UPY 300	3	PC	6.09	18.27
Total weight			kg		696.68

Bins and Pallets are not included in the material list.



PERI UP Flex Stairs 75

Instruction for Assembly and Use - Standard Configuration
Latest UK Edition



PERI Ltd.

Clifton Upon Dunsmore
Rugby
Warwickshire CV23 0AN

Phone: 01788861600

Copyright of this drawing and associated documents are property of PERI. They may not be reproduced or made available to third persons, especially competitors without our consent

PERI UP STAIR TOWERS COMPLIANCE SHEET

Company				
Project				
Subject	PERI UP Flex Staircase 75	System Selected by	Date	Sheet
	3.0m x 1.5m <i>InLine</i> 4.3m high. Kit List		June 2022	2



Maximum / Practical No Persons permitted on Stair Tower = 13



Calculated Leg Load= 7.5 kN



Dynamic Wind Pressure: 0.50 kN/m²



T = Tying in position
N = additional tying in for netted scaffold
S = additional tying in for sheeted scaffold

Max. Calculated Anchor loads:

Unclad Scaffold*

Max. Calc. Force All : 2.6 kN
Max. Calc. Force A^L: 4.7 kN
Max. Calc. Tube Axial Force: 5.3 kN

Netted Scaffold (<0.6cf_L)*

Max. Calc. Force All : 3.3 kN
Max. Calc. Force A^L: 6.0 kN
Max. Calc. Tube Axial Force: 6.8 kN

Sheeted Scaffold

Max. Calc. Force All : 2.6 kN
Max. Calc. Force A^L: 4.7 kN
Max. Calc. Tube Axial Force: 5.3 kN

*Anchor loads based on tower tied to open structure (90% open). Forces may be reduced to suit structure permeability:
60% open structure = Anchor load x 0.75
30% open structure = Anchor load x 0.50
Closed structure = Anchor load x 0.25

Refer to IFAU for anchoring Diagram



Maximum calculated Stair Tower PERI UP weight (unfactored) = 980 kg

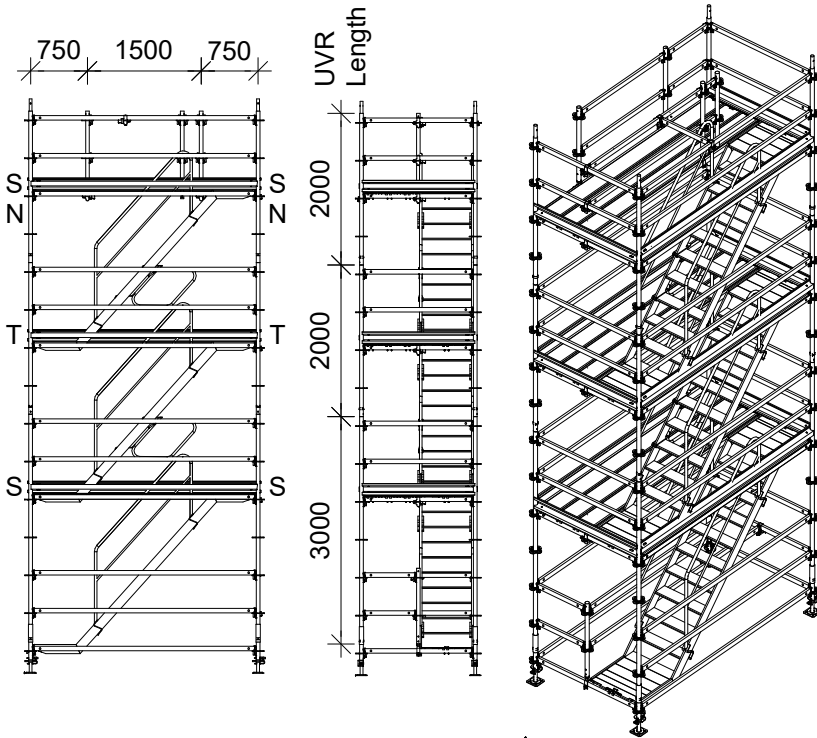


Stair tower Dim

Tower Length: 3.0 m
Tower Depth: 1.5 m
Tower Height (deck level): 6.3 m
Lift Heights: 2.0 m



Scaffold placed Max 0.3m from the structure



PERI UP Flex Stairs 75

Instruction for Assembly and Use - Standard Configuration
Latest UK Edition



PERI Ltd.

Clifton Upon Dunsmore
Rugby
Warwickshire CV23 0AN

Phone: 01788861600

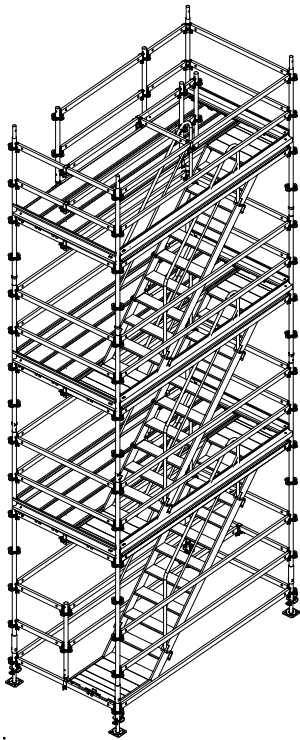
Copyright of this drawing and associated documents are property of PERI. They may not be reproduced or made available to third persons, especially competitors without our consent

PERI UP STAIR TOWERS COMPLIANCE SHEET

Company			
Project			
Subject	PERI UP Flex Staircase 75	System Selected by	Date
	3.0m x 1.5m InLine 6.3m high		June 2022
			Sheet 3

Art No	Article description	Qty	Unit	Weight	Σ Weight
100411	Adj. Base Plate UJB 38-50/30	4	PC	3.39	13.56
100863	Spindle Locking UJS	4	PC	1.02	4.08
111053	Locking Pin Ø 48/57	12	PC	0.06	0.71
100009	Standard UVR 200	8	PC	10.00	80.00
100012	Standard UVR 300	4	PC	14.70	58.80
100014	Base Standard UVB 24	4	PC	2.47	9.88
100000	Top Standard UVH 100	5	PC	4.61	23.05
114613	Ledger UH 25 Plus	2	PC	1.42	2.84
114629	Ledger UH 75 Plus	5	PC	2.73	13.65
114641	Ledger UH 150 Plus	24	PC	4.72	113.28
114645	Ledger UH 200 Plus	2	PC	6.04	12.08
114651	Ledger UH 300 Plus	28	PC	8.68	243.04
124915	Steel Deck UDG 25 x 300	9	PC	17.70	159.30
111124	Staircase UAS 75 x 300/200, Alu	3	PC	32.90	98.70
100742	Stair Guardrail UAG	6	PC	10.00	60.00
133543	Stair Guardrail UAH-2	2	PC	4.51	9.02
110793	Ledger to Ledger Coupler UHA Half	12	PC	1.09	13.08
109764	UH Spigot	2	PC	1.25	2.50
110792	Ledger to Ledger Coupler UHA Half w. Spigot	2	PC	1.90	3.80
110514	Toeboard Steel UPY 75	1	PC	1.45	1.45
110160	Toeboard Steel UPY 150	7	PC	2.99	20.93
110211	Toeboard Steel UPY 300	5	PC	6.09	30.45
Total weight			kg		974.21

Bins and Pallets are not included in the material list.



PERI UP Flex Stairs 75

Instruction for Assembly and Use - Standard Configuration
Latest UK Edition



PERI Ltd.

Clifton Upon Dunsmore
Rugby
Warwickshire CV23 0AN

Phone: 01788861600

Copyright of this drawing and associated documents are property of PERI. They may not be reproduced or made available to third persons, especially competitors without our consent

PERI UP STAIR TOWERS COMPLIANCE SHEET

Company				
Project				
Subject	PERI UP Flex Staircase 75	System Selected by	Date	Sheet
	3.0m x 1.5m <i>InLine</i> 6.3m high. Kit List		June 2022	4



Maximum / Practical No Persons permitted on Stair Tower = 16



Calculated Leg Load= 9.0 kN



Dynamic Wind Pressure: 0.50 kN/m²



T = Tying in position
N = additional tying in for netted scaffold
S = additional tying in for sheeted scaffold

Max. Calculated Anchor loads:

Unclad Scaffold*

Max. Calc. Force All : 1.8 kN
Max. Calc. Force A^L: 3.1 kN
Max. Calc. Tube Axial Force: 3.6 kN

Netted Scaffold (<0.6cf1)*

Max. Calc. Force All : 3.3 kN
Max. Calc. Force A^L: 6.0 kN
Max. Calc. Tube Axial Force: 6.8 kN

Sheeted Scaffold

Max. Calc. Force All : 2.6 kN
Max. Calc. Force A^L: 4.7 kN
Max. Calc. Tube Axial Force: 5.3 kN

*Anchor loads based on tower tied to open structure (90% open). Forces may be reduced to suit structure permeability:
60% open structure = Anchor load x 0.75
30% open structure = Anchor load x 0.50
Closed structure = Anchor load x 0.25

Refer to IFAU for anchoring Diagram



Maximum calculated Stair Tower PERI UP weight (unfactored) = 1220 kg

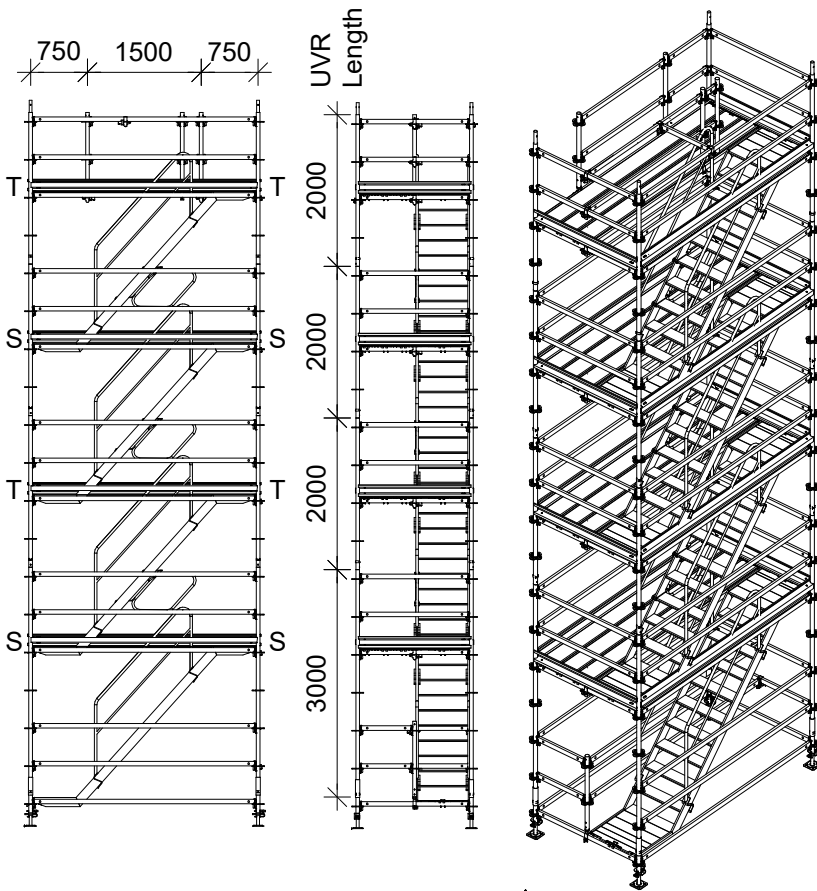


Stair tower Dim

Tower Length: 3.0 m
Tower Depth: 1.5 m
Tower Height (deck level): 8.3 m
Lift Heights: 2.0 m



Scaffold placed Max 0.3m from the structure



PERI UP Flex Stairs 75

Instruction for Assembly and Use - Standard Configuration
Latest UK Edition



PERI Ltd.

Clifton Upon Dunsmore
Rugby
Warwickshire CV23 0AN

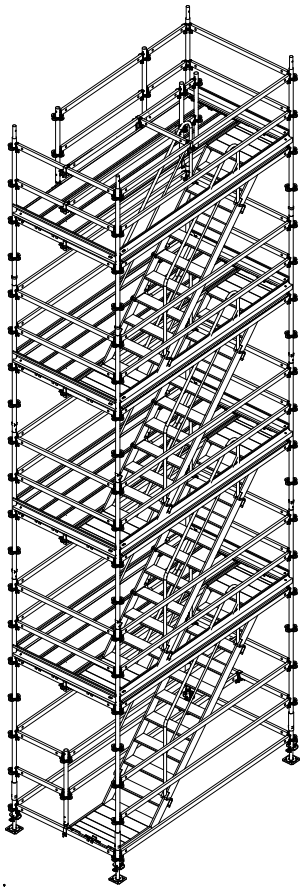
Phone: 01788861600

Copyright of this drawing and associated documents are property of PERI. They may not be reproduced or made available to third persons, especially competitors without our consent

PERI UP STAIR TOWERS COMPLIANCE SHEET

Company				
Project				
Subject	PERI UP Flex Staircase 75	System Selected by	Date	Sheet
	3.0m x 1.5m InLine 8.3m high		June 2022	5

Art No	Article description	Qty	Unit	Weight	Σ Weight
100411	Adj. Base Plate UJB 38-50/30	4	PC	3.39	13.56
100863	Spindle Locking UJS	4	PC	1.02	4.08
111053	Locking Pin Ø 48/57	16	PC	0.06	0.94
100009	Standard UVR 200	12	PC	10.00	120.00
100012	Standard UVR 300	4	PC	14.70	58.80
100014	Base Standard UVB 24	4	PC	2.47	9.88
100000	Top Standard UVH 100	5	PC	4.61	23.05
114613	Ledger UH 25 Plus	2	PC	1.42	2.84
114629	Ledger UH 75 Plus	5	PC	2.73	13.65
114641	Ledger UH 150 Plus	30	PC	4.72	141.60
114645	Ledger UH 200 Plus	2	PC	6.04	12.08
114651	Ledger UH 300 Plus	33	PC	8.68	286.44
124915	Steel Deck UDG 25 x 300	12	PC	17.70	212.40
111124	Staircase UAS 75 x 300/200, Alu	4	PC	32.90	131.60
100742	Stair Guardrail UAG	8	PC	10.00	80.00
133543	Stair Guardrail UAH-2	3	PC	4.51	13.53
110793	Ledger to Ledger Coupler UHA Half	14	PC	1.09	15.26
109764	UH Spigot	2	PC	1.25	2.50
110792	Ledger to Ledger Coupler UHA Half w. Spigot	2	PC	1.90	3.80
110514	Toeboard Steel UPY 75	1	PC	1.45	1.45
110160	Toeboard Steel UPY 150	9	PC	2.99	26.91
110211	Toeboard Steel UPY 300	7	PC	6.09	42.63
Total weight				kg	1,217.02



Bins and Pallets are not included in the material list.

PERI UP Flex Stairs 75

Instruction for Assembly and Use - Standard Configuration
Latest UK Edition



PERI Ltd.

Clifton Upon Dunsmore
 Rugby
 Warwickshire CV23 0AN

Phone: 01788861600

Copyright of this drawing and associated documents are property of PERI. They may not be reproduced or made available to third persons, especially competitors without our consent

PERI UP STAIR TOWERS COMPLIANCE SHEET

Company				
Project				
Subject	PERI UP Flex Staircase 75	System Selected by	Date	Sheet
	3.0m x 1.5m <i>InLine</i> 8.3m high. Kit List		June 2022	6



Maximum / Practical No Persons permitted on Stair Tower = 19



Calculated Leg Load= 11.0 kN



Dynamic Wind Pressure: 0.50 kN/m²



T = Tying in position
N = additional tying in for netted scaffold
S = additional tying in for sheeted scaffold

Max. Calculated Anchor loads:

Unclad Scaffold*

Max. Calc. Force All : 2.6 kN
Max. Calc. Force A[⊥]: 4.7 kN
Max. Calc. Tube Axial Force: 5.3 kN

Netted Scaffold (<0.6cf⊥)*

Max. Calc. Force All : 3.3 kN
Max. Calc. Force A[⊥]: 6.0 kN
Max. Calc. Tube Axial Force: 6.8 kN

Sheeted Scaffold

Max. Calc. Force All : 2.6 kN
Max. Calc. Force A[⊥]: 4.7 kN
Max. Calc. Tube Axial Force: 5.3 kN

*Anchor loads based on tower tied to open structure (90% open). Forces may be reduced to suit structure permeability:
60% open structure = Anchor load x 0.75
30% open structure = Anchor load x 0.50
Closed structure = Anchor load x 0.25

Refer to IFAU for anchoring Diagram



Maximum calculated Stair Tower PERI UP weight (unfactored) = 1480 kg

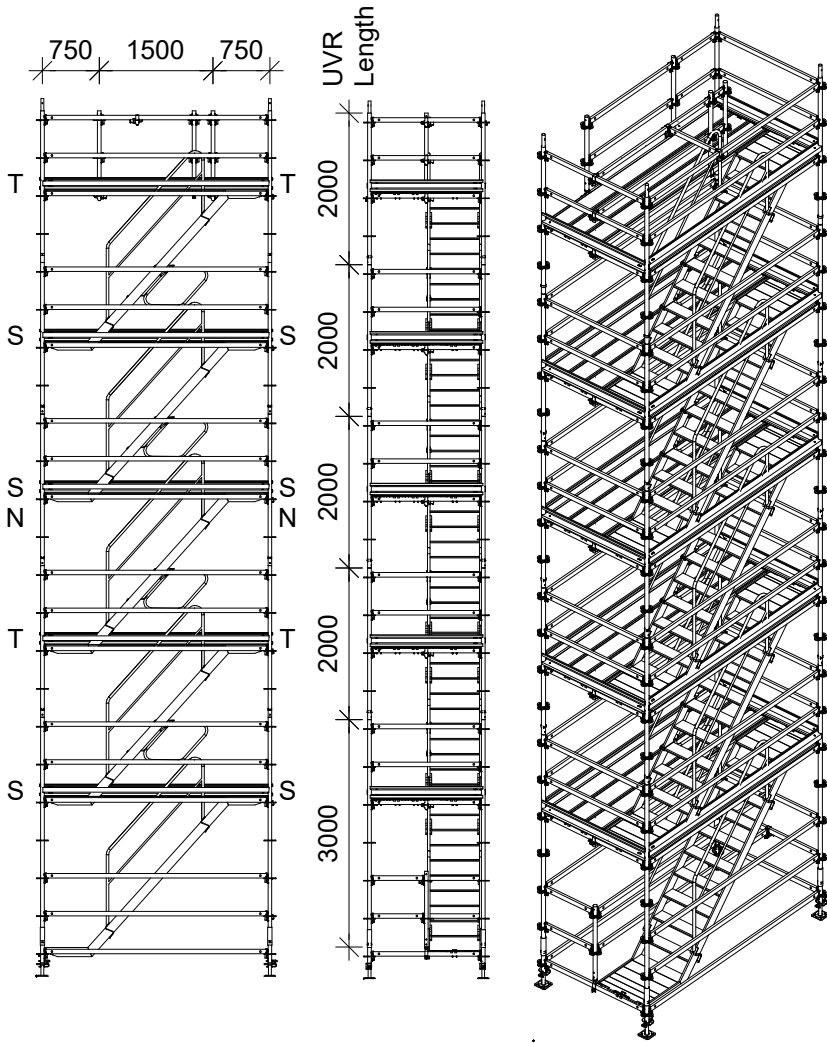


Stair tower Dim

Tower Length: 3.0 m
Tower Depth: 1.5 m
Tower Height (deck level): 10.3 m
Lift Heights: 2.0 m



Scaffold placed Max 0.3m from the structure



PERI UP Flex Stairs 75

Instruction for Assembly and Use - Standard Configuration
Latest UK Edition



PERI Ltd.

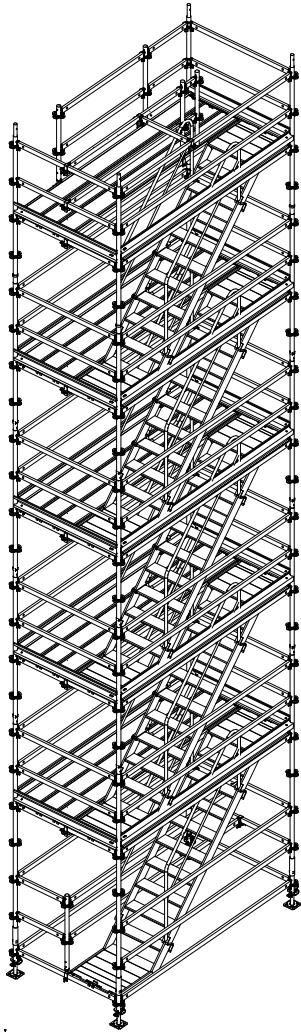
Clifton Upon Dunsmore
Rugby
Warwickshire CV23 0AN

Phone: 01788861600

Copyright of this drawing and associated documents are property of PERI. They may not be reproduced or made available to third persons, especially competitors without our consent

PERI UP STAIR TOWERS COMPLIANCE SHEET

Company			
Project			
Subject	PERI UP Flex Staircase 75	System Selected by	Date
	3.0m x 1.5m InLine 10.3m high		June 2022
			Sheet
			7



Art No	Article description	Qty	Unit	Weight	Σ Weight
100411	Adj. Base Plate UJB 38-50/30	4	PC	3.39	13.56
100863	Spindle Locking UJS	4	PC	1.02	4.08
111053	Locking Pin Ø 48/57	20	PC	0.06	1.18
100009	Standard UVR 200	16	PC	10.00	160.00
100012	Standard UVR 300	4	PC	14.70	58.80
100014	Base Standard UVB 24	4	PC	2.47	9.88
100000	Top Standard UVH 100	5	PC	4.61	23.05
114613	Ledger UH 25 Plus	2	PC	1.42	2.84
114629	Ledger UH 75 Plus	5	PC	2.73	13.65
114641	Ledger UH 150 Plus	36	PC	4.72	169.92
114645	Ledger UH 200 Plus	2	PC	6.04	12.08
114651	Ledger UH 300 Plus	40	PC	8.68	347.20
124915	Steel Deck UDG 25 x 300	15	PC	17.70	265.50
111124	Staircase UAS 75 x 300/200, Alu	5	PC	32.90	164.50
100742	Stair Guardrail UAG	10	PC	10.00	100.00
133543	Stair Guardrail UAH-2	4	PC	4.51	18.04
110793	Ledger to Ledger Coupler UHA Half	16	PC	1.09	17.44
109764	UH Spigot	2	PC	1.25	2.50
110792	Ledger to Ledger Coupler UHA Half w. Spigot	2	PC	1.90	3.80
110514	Toeboard Steel UPY 75	1	PC	1.45	1.45
110160	Toeboard Steel UPY 150	11	PC	2.99	32.89
110211	Toeboard Steel UPY 300	9	PC	6.09	54.81
Total weight				kg	1,477.19

Bins and Pallets are not included in the material list.

PERI UP Flex Stairs 75

Instruction for Assembly and Use - Standard Configuration

Latest UK Edition



PERI Ltd.

Clifton Upon Dunsmore
Rugby
Warwickshire CV23 0AN

Phone: 01788861600

Copyright of this drawing and associated documents are property of PERI. They may not be reproduced or made available to third persons, especially competitors without our consent

PERI UP STAIR TOWERS COMPLIANCE SHEET

Company				
Project				
Subject	PERI UP Flex Staircase 75	System Selected by	Date	Sheet
	3.0m x 1.5m <i>InLine</i> 10.3m high. Kit List		June 2022	8



Maximum / Practical No Persons permitted on Stair Tower = 22



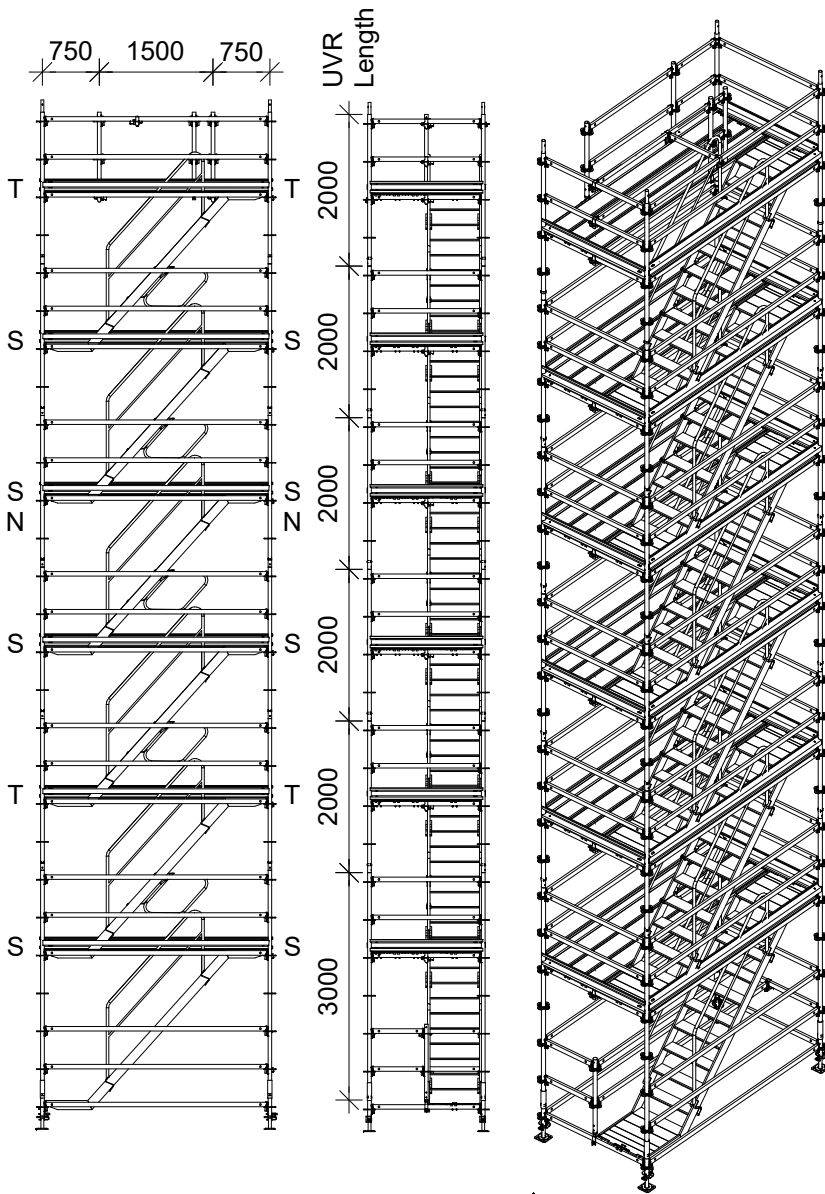
Calculated Leg Load= 12.5 kN



Dynamic Wind Pressure: 0.50 kN/m²



T = Tying in position
N = additional tying in for netted scaffold
S = additional tying in for sheeted scaffold



Max. Calculated Anchor loads:

Unclad Scaffold*

Max. Calc. Force All : 3.5 kN
Max. Calc. Force A^L: 6.2 kN
Max. Calc. Tube Axial Force: 7.1 kN

Netted Scaffold (<0.6cfL)*

Max. Calc. Force All : 3.3 kN
Max. Calc. Force A^L: 6.0 kN
Max. Calc. Tube Axial Force: 6.8 kN

Sheeted Scaffold

Max. Calc. Force All : 2.6 kN
Max. Calc. Force A^L: 4.7 kN
Max. Calc. Tube Axial Force: 5.3 kN

*Anchor loads based on tower tied to open structure (90% open). Forces may be reduced to suit structure permeability:
60% open structure = Anchor load x 0.75
30% open structure = Anchor load x 0.50
Closed structure = Anchor load x 0.25

Refer to IFAU for anchoring Diagram



Maximum calculated Stair Tower PERI UP weight (unfactored) = 1740 kg



Stair tower Dim

Tower Length: 3.0 m
Tower Depth: 1.5 m
Tower Height (deck level): 12.3 m
Lift Heights: 2.0 m



Scaffold placed Max 0.3m from the structure

PERI UP Flex Stairs 75

Instruction for Assembly and Use - Standard Configuration
Latest UK Edition



PERI Ltd.

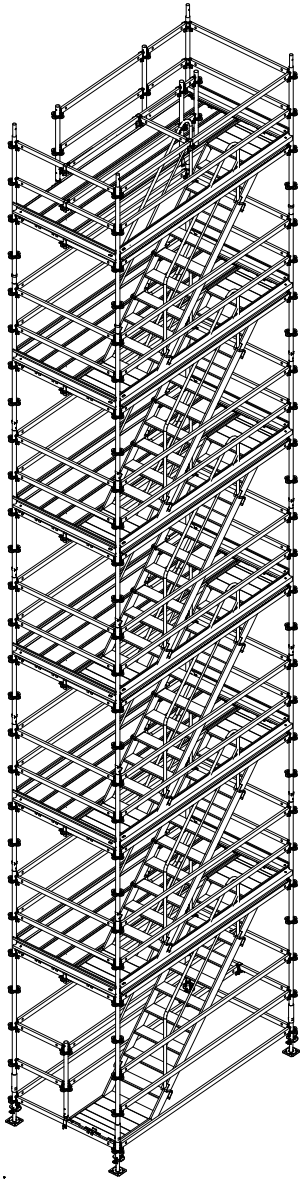
Clifton Upon Dunsmore
Rugby
Warwickshire CV23 0AN

Phone: 01788861600

Copyright of this drawing and associated documents are property of PERI. They may not be reproduced or made available to third persons, especially competitors without our consent

PERI UP STAIR TOWERS COMPLIANCE SHEET

Company				
Project				
Subject	PERI UP Flex Staircase 75	System Selected by	Date	Sheet
	3.0m x 1.5m InLine 12.3m high		June 2022	9



Art No	Article description	Qty	Unit	Weight	Σ Weight
100411	Adj. Base Plate UJB 38-50/30	4	PC	3.39	13.56
100863	Spindle Locking UJS	4	PC	1.02	4.08
111053	Locking Pin Ø 48/57	24	PC	0.06	1.42
100009	Standard UVR 200	20	PC	10.00	200.00
100012	Standard UVR 300	4	PC	14.70	58.80
100014	Base Standard UVB 24	4	PC	2.47	9.88
100000	Top Standard UVH 100	5	PC	4.61	23.05
114613	Ledger UH 25 Plus	2	PC	1.42	2.84
114629	Ledger UH 75 Plus	5	PC	2.73	13.65
114641	Ledger UH 150 Plus	42	PC	4.72	198.24
114645	Ledger UH 200 Plus	2	PC	6.04	12.08
114651	Ledger UH 300 Plus	47	PC	8.68	407.96
124915	Steel Deck UDG 25 x 300	18	PC	17.70	318.60
111124	Staircase UAS 75 x 300/200, Alu	6	PC	32.90	197.40
100742	Stair Guardrail UAG	12	PC	10.00	120.00
133543	Stair Guardrail UAH-2	5	PC	4.51	22.55
110793	Ledger to Ledger Coupler UHA Half	18	PC	1.09	19.62
109764	UH Spigot	2	PC	1.25	2.50
110792	Ledger to Ledger Coupler UHA Half w. Spigot	2	PC	1.90	3.80
110514	Toeboard Steel UPY 75	1	PC	1.45	1.45
110160	Toeboard Steel UPY 150	13	PC	2.99	38.87
110211	Toeboard Steel UPY 300	11	PC	6.09	66.99
Total weight			kg		1,737.36

Bins and Pallets are not included in the material list.

PERI UP Flex Stairs 75

Instruction for Assembly and Use - Standard Configuration
Latest UK Edition



PERI Ltd.

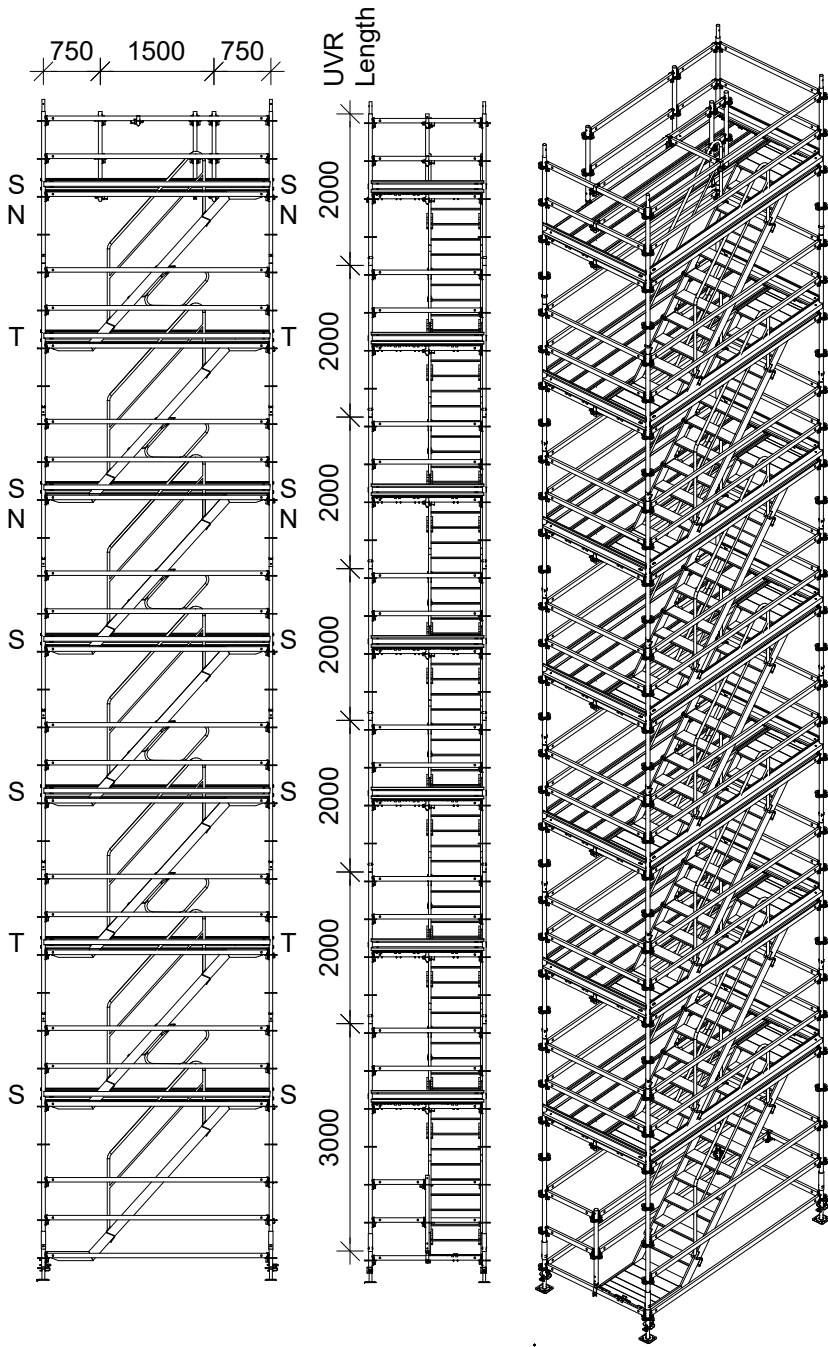
Clifton Upon Dunsmore
 Rugby
 Warwickshire CV23 0AN

Phone: 01788861600

Copyright of this drawing and associated documents are property of PERI. They may not be reproduced or made available to third persons, especially competitors without our consent

PERI UP STAIR TOWERS COMPLIANCE SHEET

Company				
Project				
Subject	PERI UP Flex Staircase 75	System Selected by	Date	Sheet
	3.0m x 1.5m <i>InLine</i> 12.3m high. Kit List		June 2022	10



Maximum / Practical No Persons permitted on Stair Tower = 25



Calculated Leg Load = 14.5 kN



Dynamic Wind Pressure: 0.50 kN/m²



T = Tying in position
 N = additional tying in for netted scaffold
 S = additional tying in for sheeted scaffold

Max. Calculated Anchor loads:

Unclad Scaffold*

Max. Calc. Force All : 3.5 kN
 Max. Calc. Force A[⊥]: 6.2 kN
 Max. Calc. Tube Axial Force: 7.1 kN

Netted Scaffold (<0.6cf_⊥)*

Max. Calc. Force All : 3.3 kN
 Max. Calc. Force A[⊥]: 6.0 kN
 Max. Calc. Tube Axial Force: 6.8 kN

Sheeted Scaffold

Max. Calc. Force All : 2.6 kN
 Max. Calc. Force A[⊥]: 4.7 kN
 Max. Calc. Tube Axial Force: 5.3 kN

*Anchor loads based on tower tied to open structure (90% open). Forces may be reduced to suit structure permeability:
 60% open structure = Anchor load x 0.75
 30% open structure = Anchor load x 0.50
 Closed structure = Anchor load x 0.25

Refer to IFAU for anchoring Diagram



Maximum calculated Stair Tower PERI UP weight (unfactored) = 2000 kg



Stair tower Dim

Tower Length: 3.0 m
 Tower Depth: 1.5 m
 Tower Height (deck level): 14.3 m
 Lift Heights: 2.0 m



Scaffold placed Max 0.3m from the structure

PERI UP Flex Stairs 75

Instruction for Assembly and Use - Standard Configuration
 Latest UK Edition



PERI Ltd.

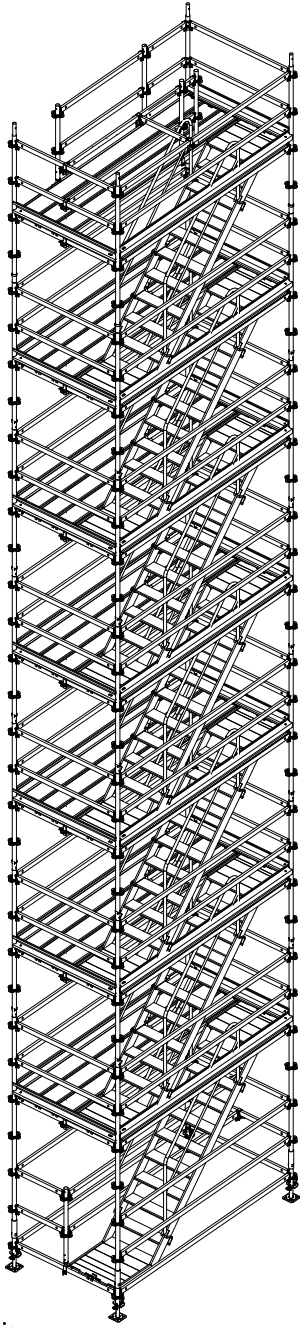
Clifton Upon Dunsmore
 Rugby
 Warwickshire CV23 0AN

Phone: 01788861600

Copyright of this drawing and associated documents are property of PERI. They may not be reproduced or made available to third persons, especially competitors without our consent

PERI UP STAIR TOWERS COMPLIANCE SHEET

Company				
Project				
Subject	PERI UP Flex Staircase 75	System Selected by	Date	Sheet
	3.0m x 1.5m InLine 14.3m high		June 2022	11



Art No	Article description	Qty	Unit	Weight	Σ Weight
100411	Adj. Base Plate UJB 38-50/30	4	PC	3.39	13.56
100863	Spindle Locking UJS	4	PC	1.02	4.08
111053	Locking Pin Ø 48/57	28	PC	0.06	1.65
100009	Standard UVR 200	24	PC	10.00	240.00
100012	Standard UVR 300	4	PC	14.70	58.80
100014	Base Standard UVB 24	4	PC	2.47	9.88
100000	Top Standard UVH 100	5	PC	4.61	23.05
114613	Ledger UH 25 Plus	2	PC	1.42	2.84
114629	Ledger UH 75 Plus	5	PC	2.73	13.65
114641	Ledger UH 150 Plus	48	PC	4.72	226.56
114645	Ledger UH 200 Plus	2	PC	6.04	12.08
114651	Ledger UH 300 Plus	54	PC	8.68	468.72
124915	Steel Deck UDG 25 x 300	21	PC	17.70	371.70
111124	Staircase UAS 75 x 300/200, Alu	7	PC	32.90	230.30
100742	Stair Guardrail UAG	14	PC	10.00	140.00
133543	Stair Guardrail UAH-2	6	PC	4.51	27.06
110793	Ledger to Ledger Coupler UHA Half	20	PC	1.09	21.80
109764	UH Spigot	2	PC	1.25	2.50
110792	Ledger to Ledger Coupler UHA Half w. Spigot	2	PC	1.90	3.80
110514	Toeboard Steel UPY 75	1	PC	1.45	1.45
110160	Toeboard Steel UPY 150	15	PC	2.99	44.85
110211	Toeboard Steel UPY 300	13	PC	6.09	79.17
Total weight			kg		1,997.53

Bins and Pallets are not included in the material list.

PERI UP Flex Stairs 75

Instruction for Assembly and Use - Standard Configuration
Latest UK Edition



PERI Ltd.

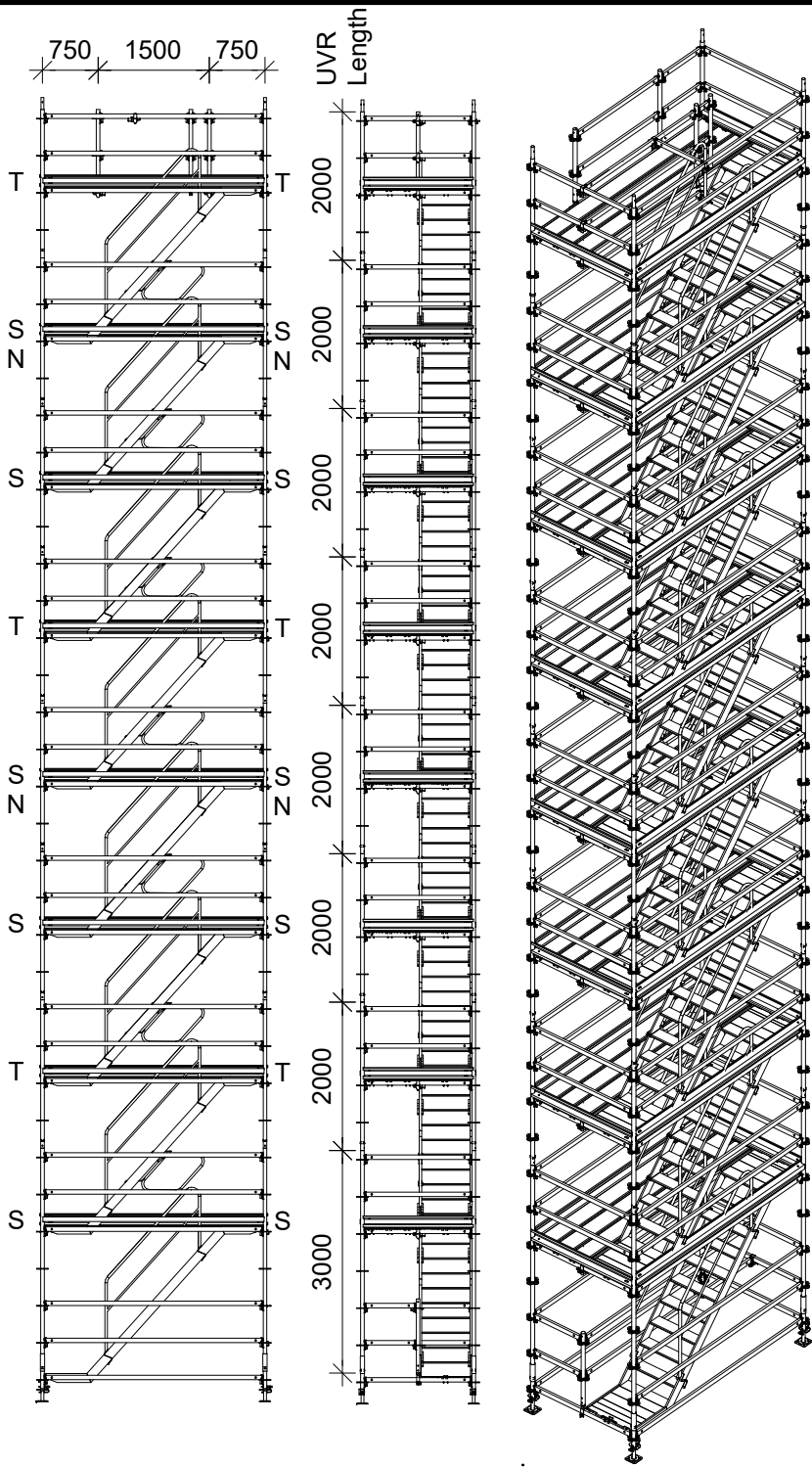
Clifton Upon Dunsmore
 Rugby
 Warwickshire CV23 0AN

Phone: 01788861600

Copyright of this drawing and associated documents are property of PERI. They may not be reproduced or made available to third persons, especially competitors without our consent

PERI UP STAIR TOWERS COMPLIANCE SHEET

Company				
Project				
Subject	PERI UP Flex Staircase 75	System Selected by	Date	Sheet
	3.0m x 1.5m <i>InLine</i> 14.3m high. Kit List		June 2022	12



Maximum / Practical No Persons permitted on Stair Tower = 28



Calculated Leg Load= 16.0 kN



Dynamic Wind Pressure: 0.50 kN/m²



T = Tying in position
 N = additional tying in for netted scaffold
 S = additional tying in for sheeted scaffold

Max. Calculated Anchor loads:

Unclad Scaffold*

Max. Calc. Force All : 2.6 kN
 Max. Calc. Force A[⊥]: 4.7 kN
 Max. Calc. Tube Axial Force: 5.3 kN

Netted Scaffold (<0.8cf_L)*

Max. Calc. Force All : 3.3 kN
 Max. Calc. Force A[⊥]: 6.0 kN
 Max. Calc. Tube Axial Force: 6.8 kN

Sheeted Scaffold

Max. Calc. Force All : 2.6 kN
 Max. Calc. Force A[⊥]: 4.7 kN
 Max. Calc. Tube Axial Force: 5.3 kN

*Anchor loads based on tower tied to open structure (90% open). Forces may be reduced to suit structure permeability:
 60% open structure = Anchor load x 0.75
 30% open structure = Anchor load x 0.50
 Closed structure = Anchor load x 0.25

Refer to IFAU for anchoring Diagram



Maximum calculated Stair Tower PERI UP weight (unfactored) = 2260 kg



Stair tower Dim

Tower Length: 3.0 m
 Tower Depth: 1.5 m
 Tower Height (deck level): 16.3 m
 Lift Heights: 2.0 m



Scaffold placed Max 0.3m from the structure

PERI UP Flex Stairs 75

Instruction for Assembly and Use - Standard Configuration
 Latest UK Edition



PERI Ltd.

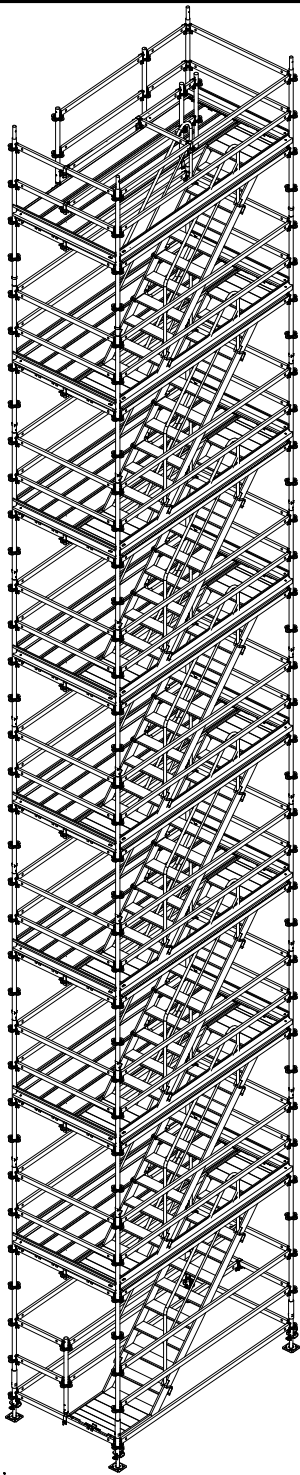
Clifton Upon Dunsmore
 Rugby
 Warwickshire CV23 0AN

Phone: 01788861600

Copyright of this drawing and associated documents are property of PERI. They may not be reproduced or made available to third persons, especially competitors without our consent

PERI UP STAIR TOWERS COMPLIANCE SHEET

Company			
Project			
Subject	PERI UP Flex Staircase 75	System Selected by	Date
	3.0m x 1.5m InLine 16.3m high		June 2022
			Sheet 13



Art No	Article description	Qty	Unit	Weight	Σ Weight
100411	Adj. Base Plate UJB 38-50/30	4	PC	3.39	13.56
100863	Spindle Locking UJS	4	PC	1.02	4.08
111053	Locking Pin Ø 48/57	32	PC	0.06	1.89
100009	Standard UVR 200	28	PC	10.00	280.00
100012	Standard UVR 300	4	PC	14.70	58.80
100014	Base Standard UVB 24	4	PC	2.47	9.88
100000	Top Standard UVH 100	5	PC	4.61	23.05
114613	Ledger UH 25 Plus	2	PC	1.42	2.84
114629	Ledger UH 75 Plus	5	PC	2.73	13.65
114641	Ledger UH 150 Plus	54	PC	4.72	254.88
114645	Ledger UH 200 Plus	2	PC	6.04	12.08
114651	Ledger UH 300 Plus	61	PC	8.68	529.48
124915	Steel Deck UDG 25 x 300	24	PC	17.70	424.80
111124	Staircase UAS 75 x 300/200, Alu	8	PC	32.90	263.20
100742	Stair Guardrail UAG	16	PC	10.00	160.00
133543	Stair Guardrail UAH-2	7	PC	4.51	31.57
110793	Ledger to Ledger Coupler UHA Half	22	PC	1.09	23.98
109764	UH Spigot	2	PC	1.25	2.50
110792	Ledger to Ledger Coupler UHA Half w. Spigot	2	PC	1.90	3.80
110514	Toeboard Steel UPY 75	1	PC	1.45	1.45
110160	Toeboard Steel UPY 150	17	PC	2.99	50.83
110211	Toeboard Steel UPY 300	15	PC	6.09	91.35
Total weight			kg		2,257.70

Bins and Pallets are not included in the material list.

PERI UP Flex Stairs 75

Instruction for Assembly and Use - Standard Configuration

Latest UK Edition



PERI Ltd.

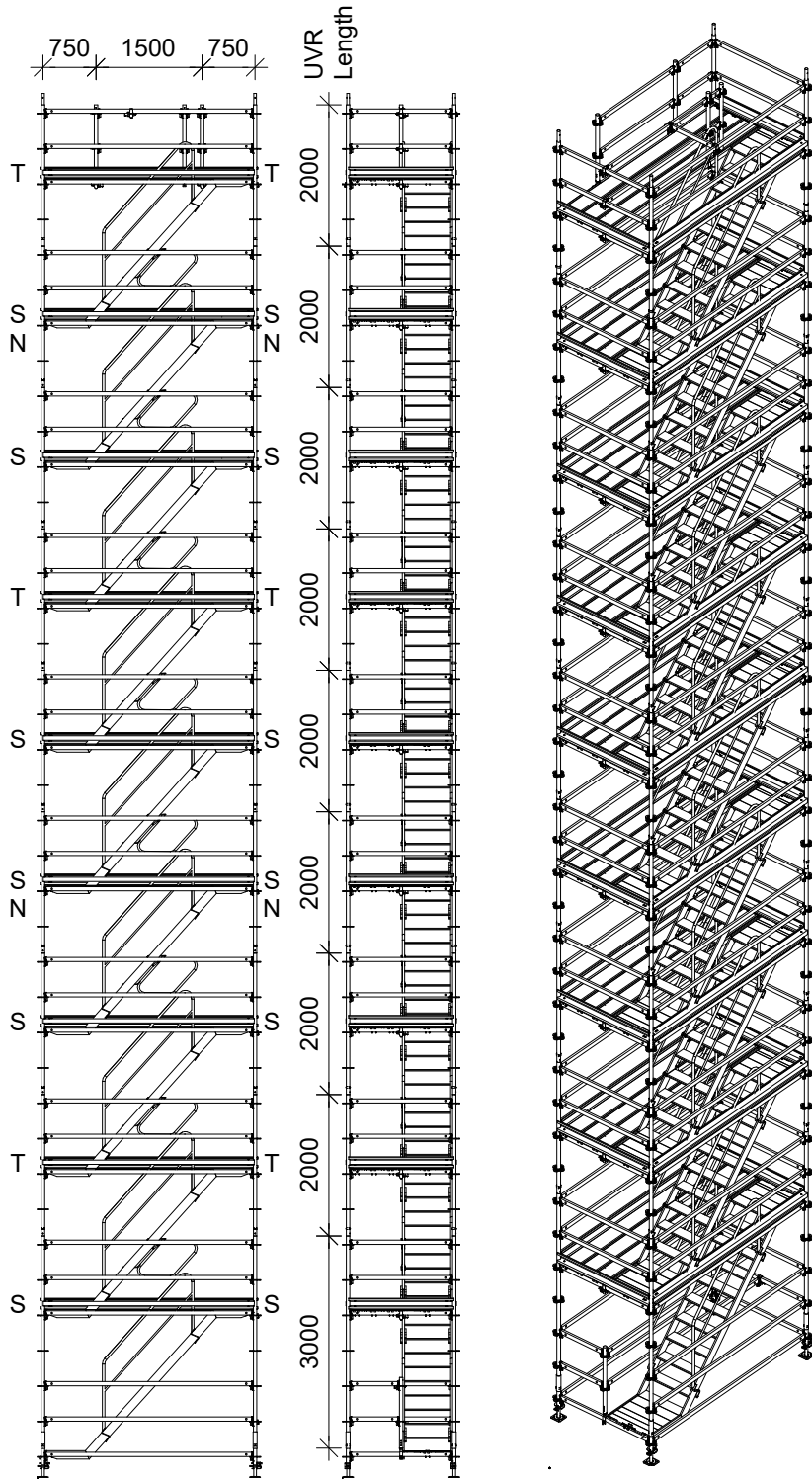
Clifton Upon Dunsmore
Rugby
Warwickshire CV23 0AN

Phone: 01788861600

Copyright of this drawing and associated documents are property of PERI. They may not be reproduced or made available to third persons, especially competitors without our consent

PERI UP STAIR TOWERS COMPLIANCE SHEET

Company				
Project				
Subject	PERI UP Flex Staircase 75	System Selected by	Date	Sheet
	3.0m x 1.5m <i>InLine</i> 16.3m high. Kit List		June 2022	14



Maximum / Practical No Persons permitted on Stair Tower = 31



Calculated Leg Load= 18.0 kN



Dynamic Wind Pressure: 0.50 kN/m²



T = Tying in position
 N = additional tying in for netted scaffold
 S = additional tying in for sheeted scaffold

Max. Calculated Anchor loads:

Unclad Scaffold*

Max. Calc. Force All : 3.5 kN
 Max. Calc. Force A[⊥]: 6.2 kN
 Max. Calc. Tube Axial Force: 7.1 kN

Netted Scaffold (<0.6cf_⊥)*

Max. Calc. Force All : 3.3 kN
 Max. Calc. Force A[⊥]: 6.0 kN
 Max. Calc. Tube Axial Force: 6.8 kN

Sheeted Scaffold

Max. Calc. Force All : 2.6 kN
 Max. Calc. Force A[⊥]: 4.7 kN
 Max. Calc. Tube Axial Force: 5.3 kN

*Anchor loads based on tower tied to open structure (90% open). Forces may be reduced to suit structure permeability:
 60% open structure = Anchor load x 0.75
 30% open structure = Anchor load x 0.50
 Closed structure = Anchor load x 0.25

Refer to IFAU for anchoring Diagram



Maximum calculated Stair Tower PERI UP weight (unfactored) = 2520 kg



Stair tower Dim

Tower Length: 3.0 m
 Tower Depth: 1.5 m
 Tower Height (deck level): 18.3 m
 Lift Heights: 2.0 m



Scaffold placed Max 0.3m from the structure

PERI UP Flex Stairs 75

Instruction for Assembly and Use - Standard Configuration
 Latest UK Edition



PERI Ltd.


Clifton Upon Dunsmore
 Rugby
 Warwickshire CV23 0AN

Phone: 01788861600

Copyright of this drawing and associated documents are property of PERI. They may not be reproduced or made available to third persons, especially competitors without our consent

PERI UP STAIR TOWERS COMPLIANCE SHEET

Company			
Project			
Subject	PERI UP Flex Staircase 75	System Selected by	Date
	3.0m x 1.5m InLine 18.3m high		June 2022
			Sheet 15



Art No	Article description	Qty	Unit	Weight	Σ Weight
100411	Adj. Base Plate UJB 38-50/30	4	PC	3.39	13.56
100863	Spindle Locking UJS	4	PC	1.02	4.08
111053	Locking Pin Ø 48/57	36	PC	0.06	2.12
100009	Standard UVR 200	32	PC	10.00	320.00
100012	Standard UVR 300	4	PC	14.70	58.80
100014	Base Standard UVB 24	4	PC	2.47	9.88
100000	Top Standard UVH 100	5	PC	4.61	23.05
114613	Ledger UH 25 Plus	2	PC	1.42	2.84
114629	Ledger UH 75 Plus	5	PC	2.73	13.65
114641	Ledger UH 150 Plus	60	PC	4.72	283.20
114645	Ledger UH 200 Plus	2	PC	6.04	12.08
114651	Ledger UH 300 Plus	68	PC	8.68	590.24
124915	Steel Deck UDG 25 x 300	27	PC	17.70	477.90
111124	Staircase UAS 75 x 300/200, Alu	9	PC	32.90	296.10
100742	Stair Guardrail UAG	18	PC	10.00	180.00
133543	Stair Guardrail UAH-2	8	PC	4.51	36.08
110793	Ledger to Ledger Coupler UHA Half	24	PC	1.09	26.16
109764	UH Spigot	2	PC	1.25	2.50
110792	Ledger to Ledger Coupler UHA Half w. Spigot	2	PC	1.90	3.80
110514	Toeboard Steel UPY 75	1	PC	1.45	1.45
110160	Toeboard Steel UPY 150	19	PC	2.99	56.81
110211	Toeboard Steel UPY 300	17	PC	6.09	103.53
Total weight			kg		2,517.87

Bins and Pallets are not included in the material list.

PERI UP Flex Stairs 75

Instruction for Assembly and Use - Standard Configuration

Latest UK Edition



PERI Ltd.

Clifton Upon Dunsmore
Rugby
Warwickshire CV23 0AN

Phone: 01788861600

Copyright of this drawing and associated documents are property of PERI. They may not be reproduced or made available to third persons, especially competitors without our consent

PERI UP STAIR TOWERS COMPLIANCE SHEET

Company

Project

Subject

PERI UP Flex Staircase 75

3.0m x 1.5m *InLine* 18.3m high. Kit List


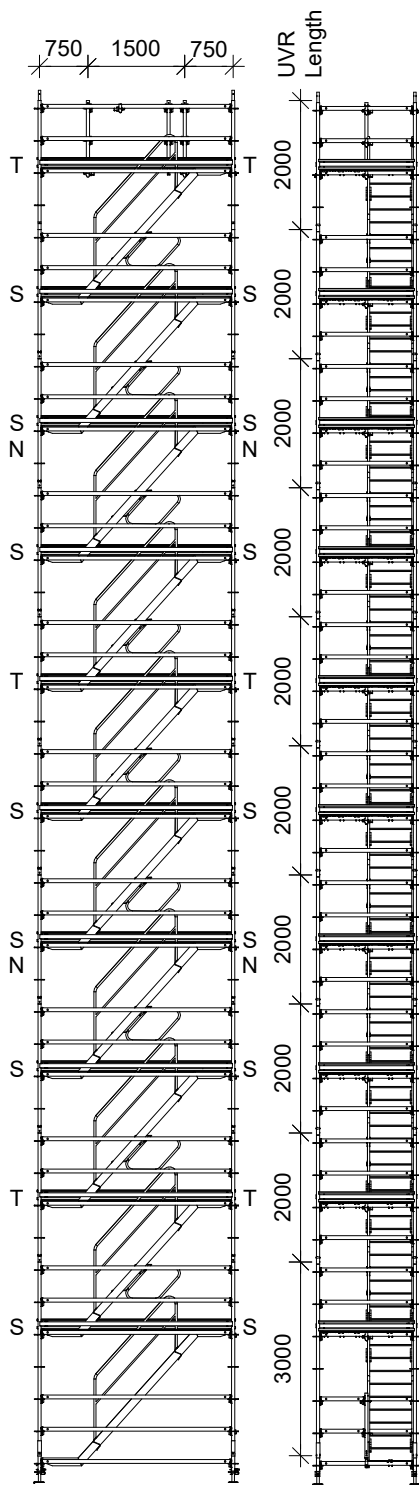
System Selected by

Date

Sheet

June 2022

16



Maximum / Practical No Persons permitted on Stair Tower = 34



Calculated Leg Load= 19.5 kN



Dynamic Wind Pressure: 0.50 kN/m²



T = Tying in position
N = additional tying in for netted scaffold
S = additional tying in for sheeted scaffold

Max. Calculated Anchor loads:

Unclad Scaffold*

Max. Calc. Force All : 3.5 kN
Max. Calc. Force A^L: 6.2 kN
Max. Calc. Tube Axial Force: 7.1 kN

Netted Scaffold (<0.6cf.l)*

Max. Calc. Force All : 3.3 kN
Max. Calc. Force A^L: 6.0 kN
Max. Calc. Tube Axial Force: 6.8 kN

Sheeted Scaffold

Max. Calc. Force All : 2.6 kN
Max. Calc. Force A^L: 4.7 kN
Max. Calc. Tube Axial Force: 5.3 kN

*Anchor loads based on tower tied to open structure (90% open). Forces may be reduced to suit structure permeability:
60% open structure = Anchor load x 0.75
30% open structure = Anchor load x 0.50
Closed structure = Anchor load x 0.25

Refer to IFAU for anchoring Diagram



Maximum calculated Stair Tower PERI UP weight (unfactored) = 2820 kg



Stair tower Dim

Tower Length: 3.0 m
Tower Depth: 1.5 m
Tower Height (deck level): 20.3 m
Lift Heights: 2.0 m



Scaffold placed Max 0.3m from the structure

PERI UP Flex Stairs 75

Instruction for Assembly and Use - Standard Configuration
Latest UK Edition



PERI Ltd.


Clifton Upon Dunsmore
Rugby
Warwickshire CV23 0AN

Phone: 01788861600

Copyright of this drawing and associated documents are property of PERI. They may not be reproduced or made available to third persons, especially competitors without our consent

PERI UP STAIR TOWERS COMPLIANCE SHEET

Company			
Project			
Subject	PERI UP Flex Staircase 75	System Selected by	Date
	3.0m x 1.5 m InLine 20.3m high		June 2022
			Sheet 17



Art No	Article description	Qty	Unit	Weight	Σ Weight
100411	Adj. Base Plate UJB 38-50/30	4	PC	3.39	13.56
100863	Spindle Locking UJS	4	PC	1.02	4.08
111053	Locking Pin Ø 48/57	40	PC	0.06	2.36
100009	Standard UVR 200	36	PC	10.00	360.00
100012	Standard UVR 300	4	PC	14.70	58.80
100014	Base Standard UVB 24	4	PC	2.47	9.88
100000	Top Standard UVH 100	5	PC	4.61	23.05
114613	Ledger UH 25 Plus	2	PC	1.42	2.84
114629	Ledger UH 75 Plus	5	PC	2.73	13.65
114641	Ledger UH 150 Plus	74	PC	4.72	349.28
114645	Ledger UH 200 Plus	2	PC	6.04	12.08
114651	Ledger UH 300 Plus	75	PC	8.68	651.00
124915	Steel Deck UDG 25 x 300	30	PC	17.70	531.00
111124	Staircase UAS 75 x 300/200, Alu	10	PC	32.90	329.00
100742	Stair Guardrail UAG	20	PC	10.00	200.00
133543	Stair Guardrail UAH-2	9	PC	4.51	40.59
110793	Ledger to Ledger Coupler UHA Half	26	PC	1.09	28.34
109764	UH Spigot	2	PC	1.25	2.50
110792	Ledger to Ledger Coupler UHA Half w. Spigot	2	PC	1.90	3.80
110514	Toeboard Steel UPY 75	1	PC	1.45	1.45
110160	Toeboard Steel UPY 150	21	PC	2.99	62.79
110211	Toeboard Steel UPY 300	19	PC	6.09	115.71
Total weight				kg	2,815.80

Bins and Pallets are not included in the material list.

PERI UP Flex Stairs 75

Instruction for Assembly and Use - Standard Configuration
Latest UK Edition



PERI Ltd.

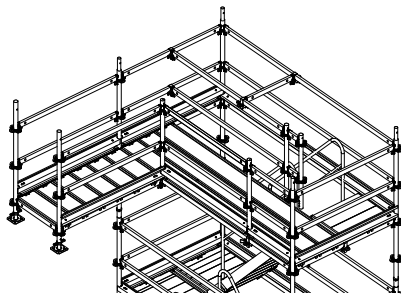
Clifton Upon Dunsmore
 Rugby
 Warwickshire CV23 0AN

Phone: 01788861600

Copyright of this drawing and associated documents are property of PERI. They may not be reproduced or made available to third persons, especially competitors without our consent

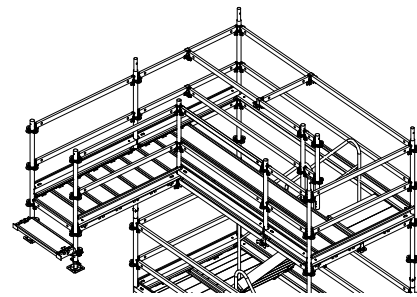
PERI UP STAIR TOWERS COMPLIANCE SHEET

Company				
Project				
Subject	PERI UP Flex Staircase 75	System Selected by	Date	Sheet
	3.0m x 1.5 m <i>InLine</i> 20.3m high. Kit List		June 2022	18



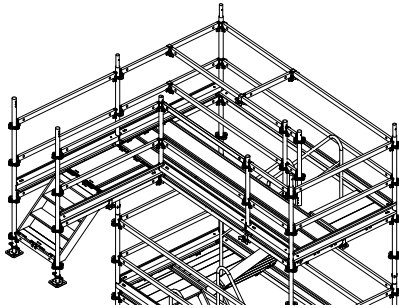
Flat Run-off at the top

If assembled, consider:
 + 89 kg Self Weight
 +1.57 kN extra Led Load



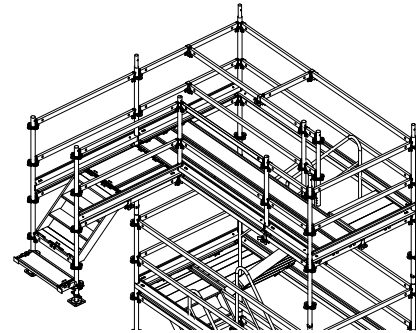
-0.25m Run-off at the top

If assembled, consider:
 + 101 kg Self Weight
 +1.82 kN Leg Load



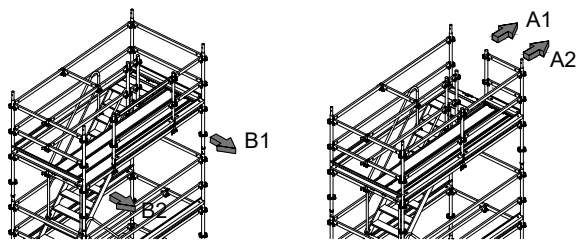
-0.50m Run-off at the top

If assembled, consider:
 + 94 kg Self Weight
 +1.75 kN Leg Load



-0.75m Run-off at the top

If assembled, consider:
 + 105 kg Self Weight
 +1.92 kN Led Load

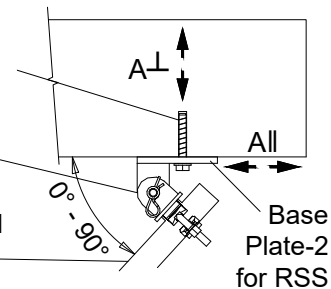


Possible Run-off Configurations

Anchor Bolt Fixing
 (PERI Anchor Bolt14/20 x 130
 or by Client)

Brace Connector HDR-2

Scaffold Tube connected
 to vertical Standard



Note!

The client is responsible for ensuring proper transmission of all stated reactions into the supporting structure. Reactions are based on permissible stress design and are unfactored.

Scaffold Anchor Detail
 (Use With Base Plate-2 For RSS)



PERI Ltd.

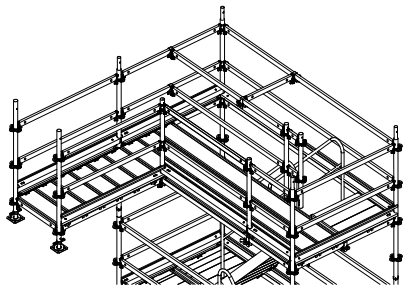
Clifton Upon Dunsmore
 Rugby
 Warwickshire CV23 0AN

Phone: 01788861600

Copyright of this drawing and associated documents are property of PERI. They may not be reproduced or made available to third persons, especially competitors without our consent

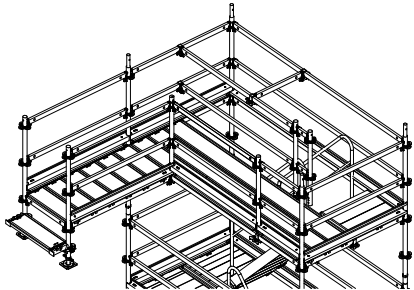
PERI UP STAIR TOWERS COMPLIANCE SHEET

Company			
Project			
Subject	PERI UP Flex Staircase 75	System Selected by	Date
	Run-off Configurations. Details		June 2022
			Sheet 19



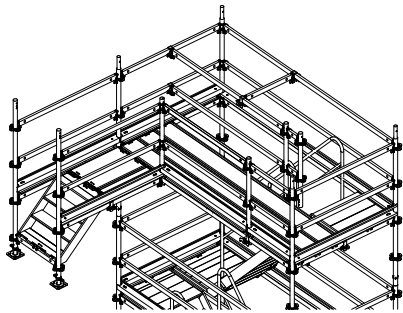
Flat Run-off at the top

FLAT RUN-OFF						
Art No	Article description	Qty	Unit	Weight	Σ Weight	
100411	Adj. Base Plate UJB 38-50/30	2	PC	3.39	6.78	
100003	Top Standard UVH 150	2	PC	6.92	13.84	
114629	Ledger UH 75 Plus	1	PC	2.73	2.73	
114641	Ledger UH 150 Plus	6	PC	4.72	28.32	
124121	Steel Deck UDG 25 x 75	6	PC	5.26	31.56	
110160	Toeboard Steel UPY 150	2	PC	2.99	5.98	
Total weight			kg		89.21	



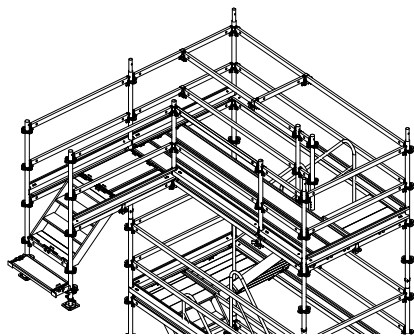
-0.25m Run-off at the top

-0.25m RUN-OFF						
Art No	Article description	Qty	Unit	Weight	Σ Weight	
100411	Adj. Base Plate UJB 38-50/30	2	PC	3.39	6.78	
116306	Rosett Coupler UEV 180°	2	PC	1.70	3.40	
100003	Top Standard UVH 150	2	PC	6.92	13.84	
114629	Ledger UH 75 Plus	1	PC	2.73	2.73	
114641	Ledger UH 150 Plus	6	PC	4.72	28.32	
124121	Steel Deck UDG 25 x 75	7	PC	5.26	36.82	
110160	Toeboard Steel UPY 150	2	PC	2.99	5.98	
115959	Support UC 25	2	PC	1.16	2.32	
Total weight			kg		100.19	



-0.50m Run-off at the top

-0.50m RUN-OFF						
Art No	Article description	Qty	Unit	Weight	Σ Weight	
100411	Adj. Base Plate UJB 38-50/30	2	PC	3.39	6.78	
100005	Top Standard UVH 200	2	PC	9.24	18.48	
114629	Ledger UH 75 Plus	2	PC	2.73	5.46	
114641	Ledger UH 150 Plus	6	PC	4.72	28.32	
124121	Steel Deck UDG 25 x 75	3	PC	5.26	15.78	
113228	Staircase UAS 75 x 75/50, Alu	1	PC	10.10	10.10	
110793	Ledger to Ledger Coupler UHA Half	2	PC	1.09	2.18	
110160	Toeboard Steel UPY 150	2	PC	2.99	5.98	
Total weight			kg		93.08	



-0.75m Run-off at the top

-0.75m RUN-OFF						
Art No	Article description	Qty	Unit	Weight	Σ Weight	
100411	Adj. Base Plate UJB 38-50/30	2	PC	3.39	6.78	
116306	Rosett Coupler UEV 180°	2	PC	1.70	3.40	
100005	Top Standard UVH 200	2	PC	9.24	18.48	
114629	Ledger UH 75 Plus	2	PC	2.73	5.46	
114641	Ledger UH 150 Plus	6	PC	4.72	28.32	
124121	Steel Deck UDG 25 x 75	4	PC	5.26	21.04	
113228	Staircase UAS 75 x 75/50, Alu	1	PC	10.10	10.10	
110793	Ledger to Ledger Coupler UHA Half	2	PC	1.09	2.18	
110160	Toeboard Steel UPY 150	2	PC	2.99	5.98	
115959	Support UC 25	2	PC	1.16	2.32	
Total weight			kg		104.06	



PERI Ltd.

Clifton Upon Dunsmore
Rugby
Warwickshire CV23 0AN

Phone: 01788861600

Copyright of this drawing and associated documents are property of PERI. They may not be reproduced or made available to third persons, especially competitors without our consent

PERI UP STAIR TOWERS COMPLIANCE SHEET

Company				
Project				
Subject	PERI UP Flex Staircase 75	System Selected by	Date	Sheet
	RUN-OFFS. MATERIAL LIST		June 2022	20